

Instruction for use



IMM1023_IFU.Version7.2020-08-20



In2Sheet

immedia
by Etac

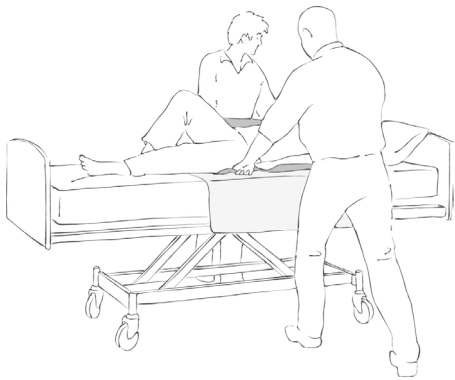
Index

Illustrations	3
User manual – English	4
Bruksanvisning – Svenska.....	9
Bruksanvisning – Norsk	14
Brugervejledning – Dansk.....	19
Käyttöohjeet – Suomi.....	24
Gebrauchsanweisung – Deutsch	29
Gebruiksaanwijzing – Nederlands.....	34
Instruction d'utilisation – Français.....	39
Istruzioni per l'uso – Italiano	44
Instrucciones de uso – Español	49

See www.etac.com



Illustrations



1

ILL.

GB

SV

NO

DA

FI

DE

NL

FR

IT

ES

General

Thank you for choosing an Etac product.

To avoid accidents and injury when moving and handling the products, please read this manual carefully.

The person described as “the user” in this “Instruction for Use” is the person who is lying or sitting on the product. The carers are the people who manoeuvre the product.



This symbol appears alongside the text in the manual. It draws the reader’s attention to points at which there may be a risk to the health and safety of the user or carer.

These products comply with the standards applicable for Class 1 products in the Medical Device Regulation (EU) 2017/745 on medical devices.

At Etac we strive to continually improve our products and therefore we reserve the right to make changes to products without prior warning. All measurements given on illustrations and similar material are for guidance only and Etac cannot be held liable for errors and defects.

The information given in this manual, including

recommendations, combinations and sizing, does not apply to special orders and modifications. If the customer makes adjustments, repairs or uses combinations not predetermined by Etac, the Etac CE certification and Etac warranty will not be valid. If in doubt, please contact Etac.






















Warranty: Two-year warranty on material and manufacturing defects, provided that the product is used correctly.

Expected lifetime: The device has an expected service life of 1 to 2 years under normal use. The service life of the device varies depending on usage frequency, loads and how often and how it is washed.

For further information on the Etac transfer range, see www.etac.com.

In case of an adverse event occurred in relation to the device, incidents should be reported to your local dealer and the national competent authority in a timely manner. The local dealer will forward information to manufacturer.

Symbols in general

 Washing	 Disinfect / Wipe off	 Warning	 Manufacturer
 Do not bleach	 Never leave on the floor	 Production year, month and day	 CE -certification
 Tumbledry	 Risk of sliding down	 Batch no./Lot no.	 Keep dry
 Iron	 Keep out of the sun	 User mass limit = maximum rated load	 Non sterile
 Do not dryclean	 Read the user manual	 The product can be scrapped according to national regulations	 Article number
 Medical device			

Intended use

In2Sheet is an absorbent sheet with a glide area on the back and handles at the sides, which make it easier for carers to move users. In2Sheet is also available with flaps/wings.

Intended environment

Acute care, Long-term care, Home care

Practical handling

Positioning

Position In2Sheet in the bed with the green side uppermost and the glide area facing the mattress. If using In2Sheet with flaps, fold these in under the mattress.

Use

When using In2Sheet for manual handling, the carer grasps the handles and gently pulls the user towards him/herself. The carer now bends their knee slightly and turns the user using a little weight transference.

ILL.

GB

SV

NO

DA

FI

DE

NL

FR

IT

ES

Notice

Special features

Always check the product before use and after washing.

Never use a defective product. If the product shows signs of wear-and-tear, it must be scrapped.


Read these instructions carefully.


It is important that carers receive instruction in manual handling. Etac offers advice and training for carers. For further information, contact Etac.


Always use the correct manual handling techniques


Encourage the user to assist where possible.


To ensure that the user feels safe and that every manual handling is smooth, always plan the manual handling in advance.

- 

There is a risk that the user may slide off. Never leave the user alone on the edge of the bed.
- 

Never leave the product on the floor.
- 

Always conduct a risk assessment, and ensure that the assistive product can be used for the individual user and, in combination with other devices, that it is safe for the user and carers.
- 

It is recommended that the guard rail is in place when the user is left on the glide system, unless a risk assessment has found that the user can be safely left on the glide system without the need of guard rails.
- 

Do not use the product as a sling.

If in any doubt - please contact Etac.

Material and cleaning

Material:
Microfibre top side: Polyester
Middle layer: 65% polyester/35% viscose
Barrier: Polyurethane
Satin: Polyester
Handles: Nylon.

The product should be checked regularly, preferably each time it is used, and especially after washing.

Check that there is no damage to seams or fabric.



Never try to repair a product yourself.
Never use a defective product.

Washing Instruction:
Do not add fabric conditioner.
Recommended to wash the product before use.
This product can be cleaned with a solvent-free cleaning agent with a pH level between 5 and 9, or a 70% disinfection solution.



Products and accessories

Article no.	Product Description	Size (mm)
IM4109	In2Sheet w/handles - mini	W850xL900
IM4128	In2Sheet w/handles - midi	W1050xL1250

ILL.

GB

SV

NO

DA

FI

DE

NL

FR

IT

ES

Service information

Inspection

First inspection:

- Is the packaging intact?
- Read the label on the packaging and check the article no. and product description
- Check that Short Instruction is enclosed – updated User Manual/Instruction for use can be downloaded from www.etac.com or contact your Etac Customer Service or the local dealer.
- Check the label on the product - does it include article no., product description, lot/batch no., cleaning instructions and supplier name?

Periodic inspection:

- Make sure that your Manual transfer system always is in a perfect condition.
- After wash – always check materials, stitching, handles, buckles.
- If the product shows signs of wear and tear, it must be removed from service immediately.



Visual inspection/Check the product:

Ensure that the materials, seams, stitching, handles, buckles are intact/faultless.



Stability test:

Try to bend the product verify that it feels firm, stable and solid.



Mechanical load or stress/Test handles:

Draw hard in the handles in opposite directions and control the material, seams and stitching.

Test buckles:

Lock the buckle and draw in opposite directions, control the buckle and the stitching.



Test low/high friction:

Place the product on a firm surface or a bed, place your hands on the material and test the friction by pushing your hands down into the product.

Low friction – slides effortlessly
High friction – no sliding/moving

Check:

Manual transfer aids with handles, straps and buckles:



Manual transfer aids with for sitting and lying transfer and with high or low friction:



Production year, month and day



The product can be scrapped in accordance with national regulations



Read the user manual