

Instruction for use

IMM1013_IFU.Version8.2020-08-03



MultiGlide Glove

immedia
by Etac

Index

Illustrations	3
User manual - English	4
Bruksanvisning - Svenska.....	9
Bruksanvisning - Norsk	14
Brugervejledning - Dansk.....	19
Käyttöohjeet - Suomi.....	24
Gebrauchsanweisung - Deutsch	29
Gebruiksaanwijzing - Nederlands.....	34
Instruction d'utilisation - Français.....	39
Istruzioni per l'uso - Italiano	44
Instrucciones de uso - Español	49

See www.etac.com



Illustrations

ILL.

GB

SV

NO

DA

FI

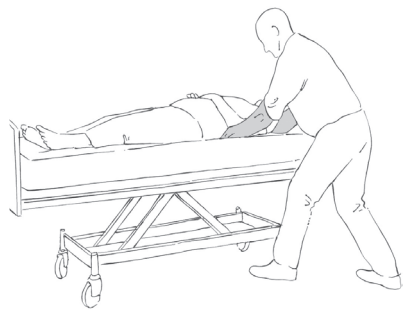
DE

NL

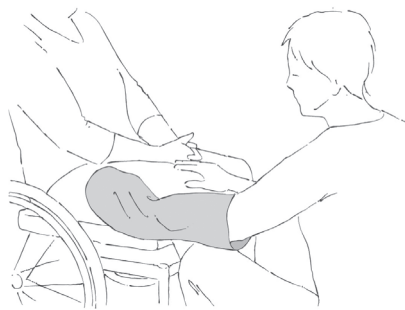
FR

IT

ES



1



2



3



4



5



6

General

Thank you for choosing an Etac product.

To avoid accidents and injury when moving and handling the products, please read this manual carefully.

The person described as “the user” in this “Instruction for Use” is the person who is lying or sitting on the product. The carers are the people who manoeuvre the product.



This symbol appears alongside the text in the manual. It draws the reader’s attention to points at which there may be a risk to the health and safety of the user or carer.

These products comply with the standards applicable for Class 1 products in the Medical Device Regulation (EU) 2017/745 on medical devices.

At Etac we strive to continually improve our products and therefore we reserve the right to make changes to products without prior warning. All measurements given on illustrations and similar material are for guidance only and Etac cannot be held liable for errors and defects.

The information given in this manual, including recommendations, combinations and sizing, does not apply to special orders and modifications. If the customer makes adjustments, repairs or uses combinations not predetermined by Etac, the Etac CE certification and Etac warranty will not be valid. If in doubt, please contact Etac.

Warranty: Two-year warranty on material and manufacturing defects, provided that the product is used correctly.

Expected lifetime: The device has an expected service life of 1 to 2 years under normal use. The service life of the device varies depending on usage frequency, loads and how often and how it is washed.

For further information on the Etac transfer range, see www.etac.com.

In case of an adverse event occurred in relation to the device, incidents should be reported to your local dealer and the national competent authority in a timely manner. The local dealer will forward information to manufacturer.

Symbols in general

Washing	Disinfect / Wipe off	Warning	Manufacturer
Do not bleach	Never leave on the floor	Production year, month and day	CE -certification
Tumbledry	Risk of sliding down	Batch no./Lot no.	Keep dry
Iron	Keep out of the sun	User mass limit = maximum rated load	Non sterile
Do not dryclean	Read the user manual	The product can be scrapped according to national regulations	Article number
Medical device			

Intended use

The MultiGlide Glove is an effective low-friction aid for use in minor manual handling, adjusting users in lying or seated

position, moving users higher up in the bed and when checking pressure-relieving side pillows and mattresses.

Intended environment

Acute care, Long-term care, Home care.

Practical handling

Positioning

The MultiGlide Glove is worn on the hand. The glove can also be folded for use as a small glide sheet.

Use

The MultiGlide Glove is an effective low-friction device which can be used in minor manual handling and to adjust the user's position.

The MultiGlide Glove is worn on the hand. Glide the MultiGlide Glove carefully in under the user. By rolling the weight over on the hand with the MultiGlide Glove (the "rocking the boat" principle), the carer can help the user to move/adjust his/her position. As examples: adjusting the hips, shoulder, and extremities (Illustration 1).

If the user needs to be moved higher up in the bed, two carers (each wearing a MultiGlide Glove on the hand closest to the bed) slide the hand with the MultiGlide Glove under the user's shoulder blades. Then, standing with one foot forward and using a Sling or OneManSling under the user's hips/rear, the carers can move the user higher up (using only weight transference). The MultiGlide Glove can also be used when the carer needs to test pressure-relieving side pillows and mattresses (Illustration 3).

The "5 smiles" technique:

To ensure the most comfortable position (seated or lying), it is imperative that the carers remove any tension occurring on the skin when the user's head or feet are raised.

First Smile: move and reposition the pillow (Illustration 4)

Second and third Smile: relieve the skin tension under the shoulders (Illustration 5) on each side. Use the Immedia MultiGlide glove and place the gloved hand under the user and slowly move it down towards the bed end.

Fourth and fifth Smile: Relieve the skin tension under the legs (Illustrations 6) one leg at the time.

Use the Immedia MultiGlide glove and place the gloved hand under the buttocks and slowly move it towards the bed end.

Notice

Special features

Always check the product before use and after washing.

Never use a defective product. If the product shows signs of wear-and-tear, it must be scrapped.

Read these instructions carefully.

It is important that carers receive instruction in manual handling.

Etac offers advice and training for carers. For further information, contact Etac.

Always use the correct manual handling techniques.

Remember to use the user's resources.

Encourage the user to assist where possible.

To ensure that the user feels safe and that every manual handling is smooth, always plan the manual handling in advance.



There is a risk that the user may slide off. Never leave the user alone on the edge of the bed.



Never leave a 4WayGlide Mattress LPL or NylonSheet on the floor.



Always conduct a risk assessment, and ensure that the assistive product can be used for the intended user and, in combination with other devices, is safe for both user and carers.

If in any doubt - please contact Etac.

Material and cleaning

Material:

100% nylon

The product should be checked regularly, preferably each time it is used.

Check that seams and fabric are not damaged.



Never try to repair a product yourself.
Never use a defective product.

Washing instructions:

Do not add fabric conditioner

Can be wiped with a solvent-free cleaning agent with a pH level between 5-9, or a 70% disinfection solution.



Products and accessories

Article no.	Product Description	Size (mm)
IM35	MultiGlide Glove	W200xL500

ILL.

GB

SV

NO

DA

FI

DE

NL

FR

IT

ES

Service information

Inspection

First inspection:

- Is the packaging intact?
- Read the label on the packaging and check the article no. and product description
- Check that Short Instruction is enclosed – updated User Manual/Instruction for use can be downloaded from www.etac.com or contact your Etac Customer Service or the local dealer.
- Check the label on the product - does it include article no., product description, lot/batch no., cleaning instructions and supplier name?

Periodic Inspection:

- Make sure that your Manual transfer system always is in a perfect condition.
- After wash – always check materials, stitching, handles, buckles.
- If the product shows signs of wear and tear, it must be removed from service immediately.



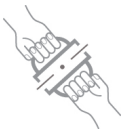
Visual inspection/Check the product:

Ensure that the materials, seams, stitching, handles, buckles are intact/faultless.



Stability test:

Try to bend the product verify that it feels firm, stable and solid.



Mechanical load or stress/Test handles:

Draw hard in the handles in opposite directions and control the material, seams and stitching.

Test buckles:

Lock the buckle and draw in opposite directions, control the buckle and the stitching.



Test low/high friction:

Place the product on a firm surface or a bed, place your hands on the material and test the friction by pushing your hands down into the product.

Low friction – slides effortlessly

High friction – no sliding/moving

Check:

Manual transfer aids with handles, straps and buckles:



Manual transfer aids with for sitting and lying transfer and with high or low friction:



Production year, month and day



The product can be scrapped in accordance with national regulations



Read the user manual